RAMSAY
BURGIN
SMITH
ARCHITECTS

225 NORTH MAIN STREET - SUITE 501
SALISBURY, NORTH CAROLINA 28144
Phone: (704) 633-3121 Fax: (704) 633-5361
Email: rbs@rbsarch.com (www.rbsarch.com)

PUBLICATION OR REUSE OF THESE DRAWINGS OR ANY DETAILS THEREFROM MUST BE WITH THE WRITTEN CONSENT OF THE ARCHITECT

NOTES: (AS INDICATED ON THIS PLAN BY A NUMBER IN A ◯)

1. RECESSED LIGHT FIXTURE IN STORE FIXTURE SOFFIT – TYPICAL. LIGHT FIXTURES PROVIDED BY OWNER PRE-INSTALLED IN STORE FIXTURE SOFFIT. E.C. TO PROVIDE INTERCONNECTING WIRING BETWEEN THE LIGHT FIXTURES. E.C. TO PROVIDE JUNCTION BOX MOUNTED 116" AFF WITH WHIP AND CONNECT POWER TO LIGHT FIXTURES. SOFFIT LIGHT FIXTURES WILL SWITCH ON/OFF WITH TRACK LIGHTS – TRACK LIGHT CIRCUIT AS INDICATED.
2. JUNCTION BOX FOR POWER TO ABC SIGN MOUNTED ON TOP OF CANOPY – REFER TO ARCHITECTURAL EXTERIOR ELEVATIONS FOR SIGN LOCATION. SIGN IS PROVIDED WITH INTERNAL LIGHING. E.C. SHALL PROVIDE POWER CONNECTION TO LIGHTING.

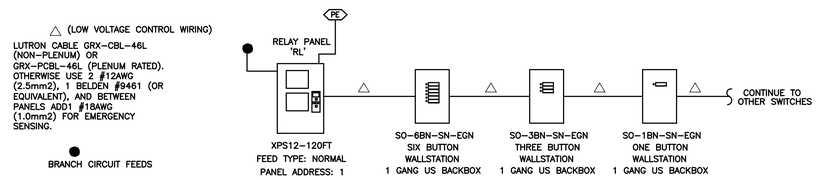

RELAY PANEL 'RL' SCHEDULE
LUTRON MODEL XPS16-120FT (OR GREENGATE EQUAL)
120V FEED THROUGH XPS SWITCHING PANEL. ACCEPTS UP TO 16 (10 AWG-2 WIRE) 20A FEEDS.
OVERCURRENT PROTECTION BY OTHERS.

RELAY	CIRCUIT	DESCRIPTION	SWITCHES	REMARKS
1	'A'-1	SALES AREA – FIXTURE 'A'	S_1	REFER TO LCS IN SALES AREA
2	'A'-3	SALES AREA – FIXTURE 'A'	S_2	REFER TO LCS IN SALES AREA
3	'A'-3	SALES PLATFORM AREA – FIXTURE 'C'	S_3	REFER TO LCS IN SALES AREA
4	'A'-5	TRACK LIGHT SALES AREA – FIXTURE 'D'	S_4	REFER TO LCS IN SALES AREA
5	'A'-7	TRACK LIGHT SALES AREA – FIXTURE 'D'	S_5	REFER TO LCS IN SALES AREA
6	'A'-9	TRACK LIGHT SALES AREA – FIXTURE 'D'	S_6	REFER TO LCS IN SALES AREA
7	'A'-2	SALES AREA – SWITCHED RECEPTACLES	S_7	REFER TO LCS IN SALES AREA
8	'A'-4	SALES AREA – OPEN SIGN	S_8	REFER TO LCS IN SALES AREA
9		ALL ON OR OFF	S_0	REFER TO LCS IN SALES AREA
10	'A'-13	NON SALES AREA – FIXTURE 'A'	S_9	REFER TO LC1 IN NON SALES AREA
11	'A'-17	EXTERIOR BUILDING LIGHTS – FIXTURE 'OB', 'OC', 'OD'		OUTSIDE LIGHTS ON BY PE CELL OFF BY TIMER
12	'A'-19	PARKING LOT LIGHTS (FRONT) – FIXTURE 'OA'		
13	'A'-21	PARKING LOT LIGHTS (BACK) – FIXTURE 'OA'		
14	'A'-38	YARD SIGN		
15	'A'-40	ABC CANOPY SIGN		
16	SPARE			

SYMBOL LCS – MOUNT IN SALES AREA

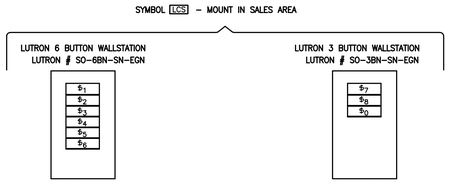

S_1 – SALES AREA FIXTURE 'A' – 'A'-1 VIA RELAY 1
S_2 – SALES AREA FIXTURE 'A' – 'A'-3 VIA RELAY 2
S_3 – SALES PLATFORM AREA FIXTURE 'C' – 'A'-3 VIA RELAY 3
S_4 – TRACK LIGHT SALES AREA FIXTURE 'D' – 'A'-5 VIA RELAY 4
S_5 – TRACK LIGHT SALES AREA FIXTURE 'D' – 'A'-7 VIA RELAY 5
S_6 – TRACK LIGHT SALES AREA FIXTURE 'D' – 'A'-9 VIA RELAY 6

S_7 – SALES AREA – SWITCHED RECEPTACLES – 'A'-2 VIA RELAY 7
S_8 – SALES AREA – OPEN SIGN – 'A'-4 VIA RELAY 8
S_0 – ALL ON OR OFF

SYMBOL LC1 – MOUNT IN NON SALES AREA

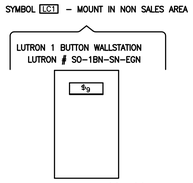

S_9 – NON SALES AREA FIXTURE 'A' – 'A'-13 VIA RELAY 10

2 / E3.1 LIGHT RELAY SYSTEM DETAIL

SCALE: NONE

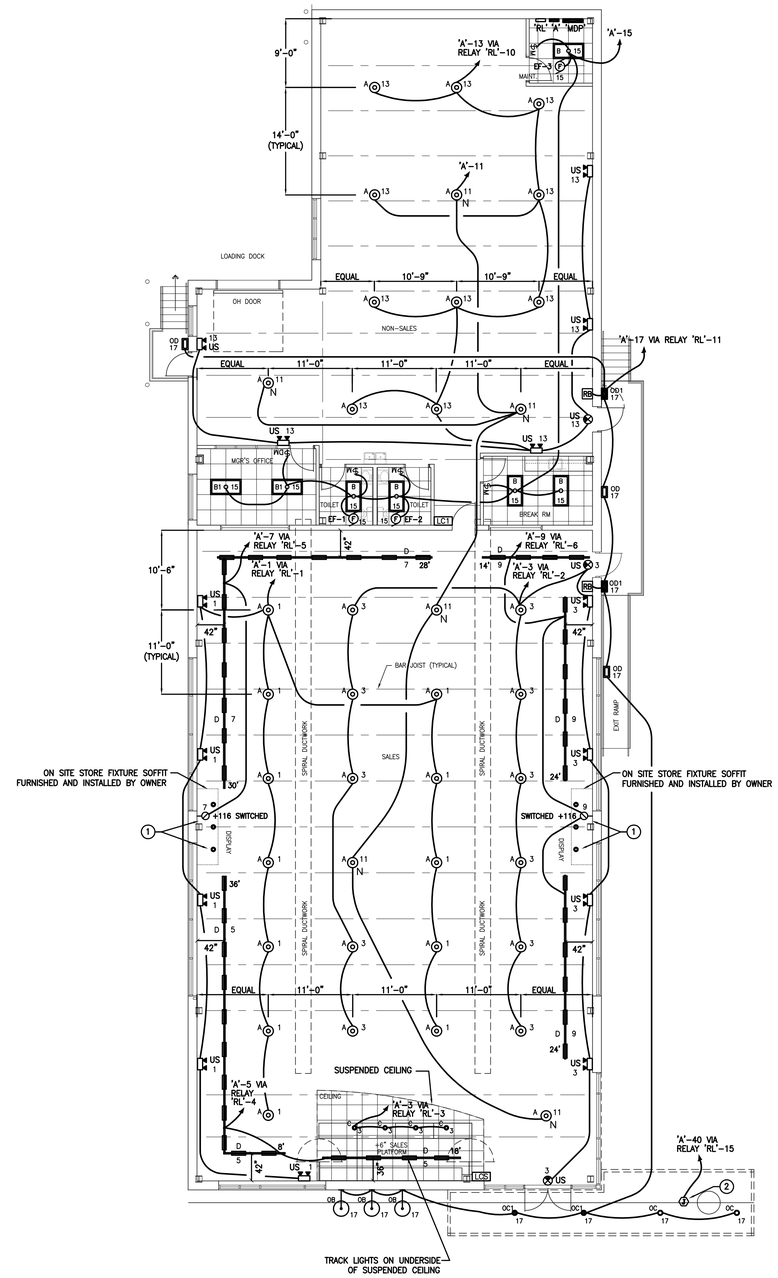

1 / E3.1 LIGHTING PLAN

SCALE: 1/8" = 1'-0"

SCALE: 1/8" = 1'

0 4 8 16 24 32

LIGHTING PLAN

2198 East Holly Grove Road
P.O. Box 1256
Lexington, N.C. 27293
Design Engineering, Inc. 336/224-0100
336/224-0099 (fax)

Rowan/Kannapolis
ABC STORE &
WAREHOUSE
Salisbury, NC

NORTH CAROLINA PROFESSIONAL ENGINEER SEAL 11207 1/12/17 DAVID S. SMITH

DESIGN ENGINEERING, INC. C-657

MCB, SRS
DRAWN BY
DSS
CHECKED BY
DECEMBER 2016
DATE
COMM. NO.

SHEET NO.
E3.1
OF 5